



# Households by Tenure

*ABS Census Data, 1996 to 2006*  
2008

HIA Economics Group  
79 Constitution Ave  
CAMPBELL ACT 2612

Ph: 02 6245 1393  
Fax: 02 6245 1444  
Email: [economics@hia.com.au](mailto:economics@hia.com.au)  
Web: <http://economics.hia.com.au>

## Key Points:

- The number of fully owned houses fell from 41 to 33 per cent between 1996 and 2006.
- The number being purchased increased from 25 to 32 per cent.
- The number of rented houses fell from 27 to 26 per cent.

Housing satisfies the essential needs of people for shelter, security and privacy. Shelter is recognised throughout the world as a basic human right. The adequacy or otherwise of housing is an important component of individual wellbeing. Housing also has great significance in the national economy, with its influence on investment levels, interest rates, building activity and employment.

In the 1920s, the Australian Government moved to provide financial assistance for access to home ownership for moderate and low income groups, and a number of policy initiatives over recent decades have focused on this goal. Governments have continued to actively promote home ownership as part of an overall policy directed at achieving people's self-reliance in housing, and a quality of housing adequate for their needs.

Currently Australia has one of the highest rates of home ownership in the world. Governments also provide assistance to low income households to rent suitable and affordable housing. The predominance of separate, free-standing houses situated on 'quarter-acre blocks' is a feature of Australian urban development. More recently, governments have moved to promote higher housing density, to provide greater choice of housing types and to make better use of existing infrastructure.

While Australian households are becoming smaller on average, dwelling size (as indicated by the number of bedrooms) is increasing. The average number of persons per household has declined from 3.1 in 1976 to 2.5 in 2005–06. In the same period, the proportion of dwellings with four or more bedrooms has risen from 17% to 28% and the average number of bedrooms per dwelling has increased from 2.8 to 3.1. In 2005–06, most households enjoyed relatively spacious accommodation. For example, 87% of lone-person households were living in dwellings with two or more bedrooms; 75% of two-person households had three or more bedrooms; and 35% of three-person households had four or more bedrooms. Over a fifth (23%) of three-bedroom dwellings, and 9% of four-bedroom dwellings, had only.

**10.2 ALL HOUSEHOLDS, By dwelling structure and number of bedrooms—2005–06**

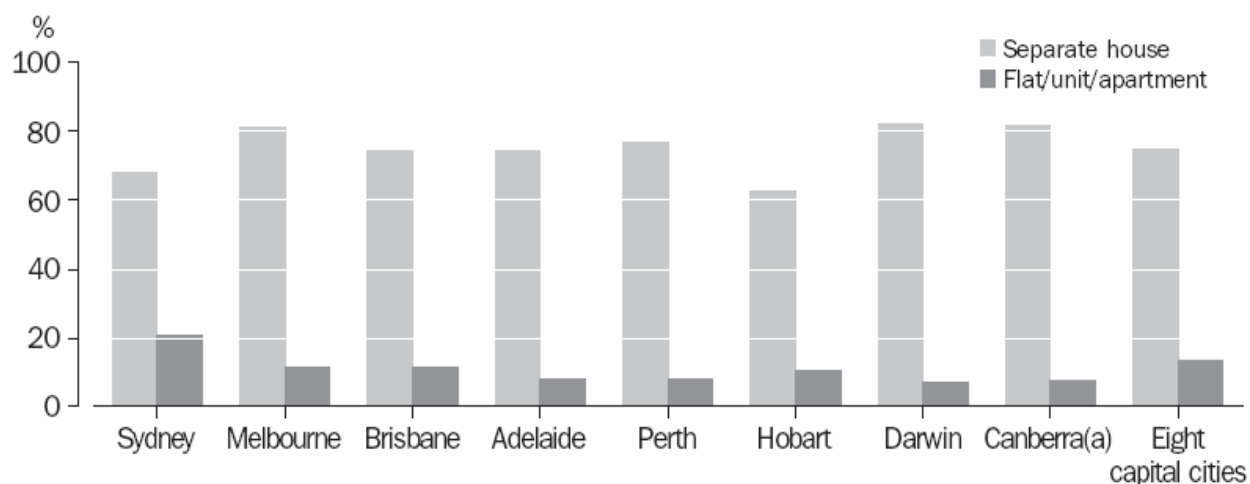
	Semi-detached/row or terrace			All households(a)	
	Separate house	house/townhouse	Flat/unit/apartment	'000	%
One bedroom	55.6	48.5	196.6	319.9	4.0
Two bedrooms	699.5	312.3	531.7	1 559.8	19.7
Three bedrooms	3 326.8	335.9	97.5	3 787.6	47.8
Four or more bedrooms	2 182.0	45.4	**5.0	2 245.9	28.3
Total(b)	6 265.6	742.9	838.0	7 926.2	100.0

\*\* estimate has a relative standard error greater than 50% and is considered too unreliable for general use

(a) Includes other dwelling structures.

(b) Includes bed-sits and dwellings with no bedrooms.

Source: ABS data available on request, Survey of Income and Housing.

**10.1 CAPITAL CITY HOUSEHOLDS, By dwelling structure—2005–06**

(a) All ACT households.

Source: *Housing Occupancy and Costs, Australia (4130.0.55.001)*.

## Households by Tenure, 1996 to 2006

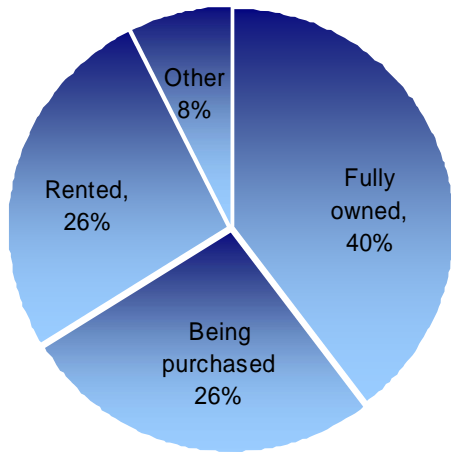
*(Occupied Dwellings)*

	1996 Census		2001 Census		2006 Census	
	Households (millions)	Per Cent	Households (millions)	Per Cent	Households (millions)	Per Cent
Fully owned	2.658	41%	2.811	40%	2.478	33%
Being purchased	1.656	25%	1.872	26%	2.448	32%
Rented	1.773	27%	1.858	26%	2.063	27%
Other	0.408	6%	0.531	8%	0.605	8%
<b>Total</b>	<b>6.495</b>	<b>100%</b>	<b>7.071</b>	<b>100%</b>	<b>7.594</b>	<b>100%</b>

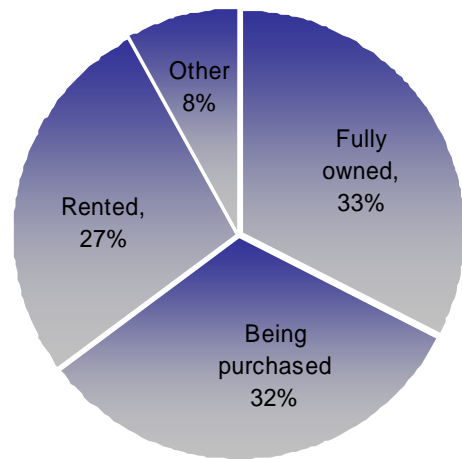
Source: ABS Census 1996, 2001, 2006

For any other data on Australia's Housing and Renovation Industries, please contact HIA Economics Group at [economics@hia.com.au](mailto:economics@hia.com.au)

Household Tenure - 2001 Census



Household Tenure - 2006 Census



Household Tenure - 1996 Census

